





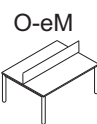


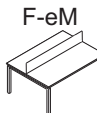
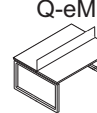
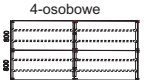
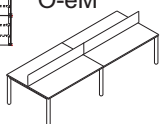
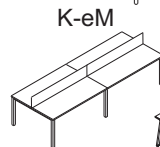
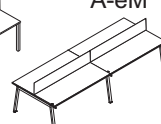
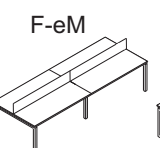
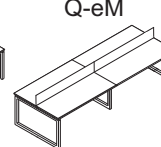
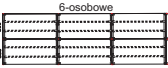
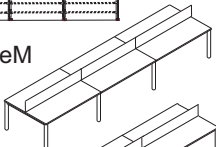
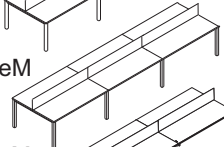
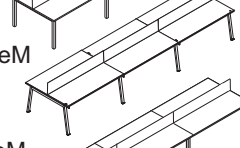
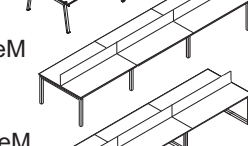
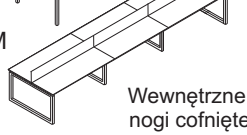
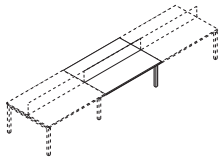


BENCH

K.20

Błat przesuwny z przegrodą	Szerokość[mm]	Głębokość[mm]	O-eM		K-eM		A-eM		F-eM		Q-eM	
												
			Kod	Cena	Kod	Cena	Kod	Cena	Kod	Cena	Kod	Cena
2-osobowe  O-eM K-eM A-eM    F-eM Q-eM  	1200	1600	XO11P		XK11P		XA11P		XF11P		XQ11P	
	1400		XO12P		XK12P		XA12P		XF12P		XQ12P	
	1600		XO13P		XK13P		XA13P		XF13P		XQ13P	
	1800		XO14P		XK14P		XA14P		XF14P		XQ14P	
4-osobowe  O-eM  K-eM A-eM   F-eM Q-eM  	2400	1600	XO31P		XK31P		XA31P		XF31P		XQ31P	
	2800		XO32P		XK32P		XA32P		XF32P		XQ32P	
	3200		XO33P		XK33P		XA33P		XF33P		XQ33P	
	3600		XO34P		XK34P		XA34P		XF34P		XQ34P	
6-osobowe  O-eM  K-eM  A-eM  F-eM  Q-eM  Wewnętrzne nogi cofnięte	3600	1600	XO51P		XK51P		XA51P		XF51P		XQ51P	
	4200		XO52P		XK52P		XA52P		XF52P		XQ52P	
	4800		XO53P		XK53P		XA53P		XF53P		XQ53P	
	5200		XO54P		XK54P		XA54P		XF54P		XQ54P	
Element środkowy  Używany jako element powiększający układy stołów	1200	1600	XO71P		XK71P		XA71P		XF71P		XQ71P	
	1400		XO72P		XK72P		XA72P		XF72P		XQ72P	
	1600		XO73P		XK73P		XA73P		XF73P		XQ73P	
	1800		XO74P		XK74P		XA74P		XF74P		XQ74P	